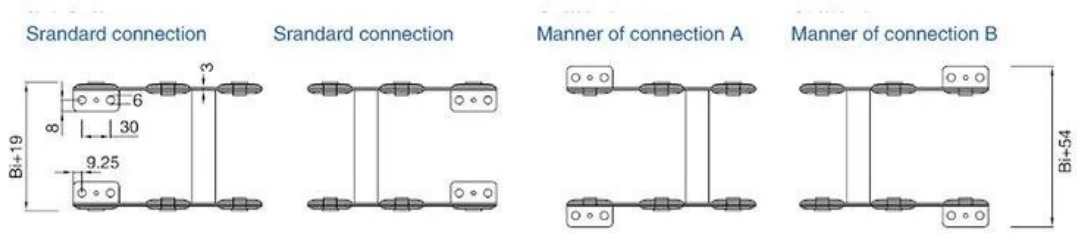
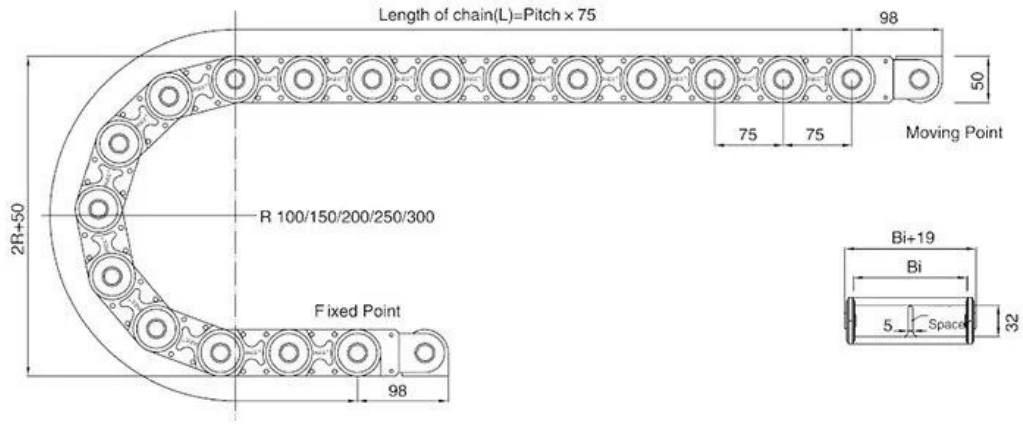
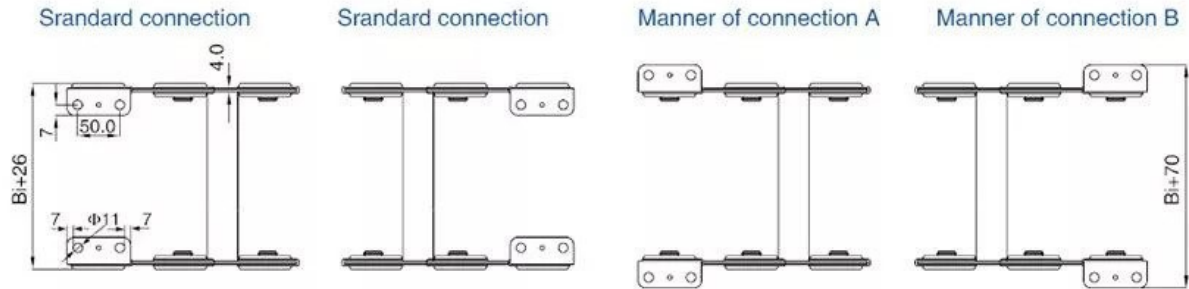
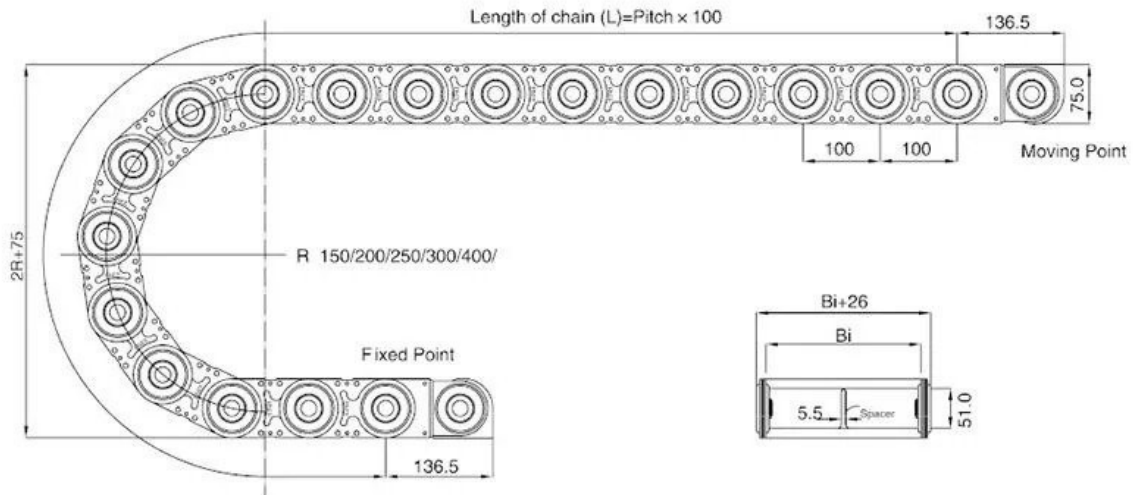


زنجر حمل کابل فولادی مدل TLG 75



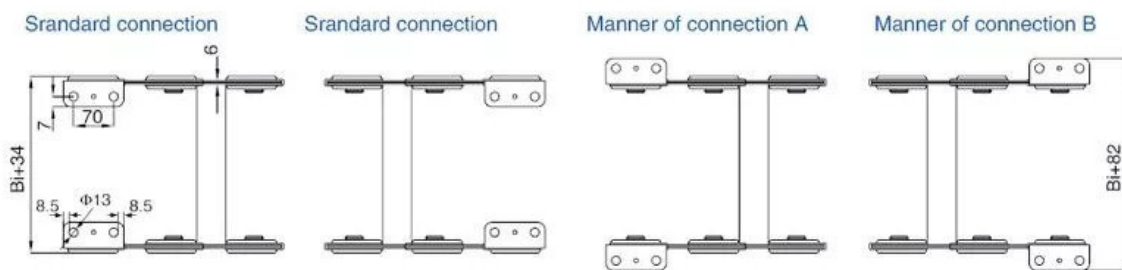
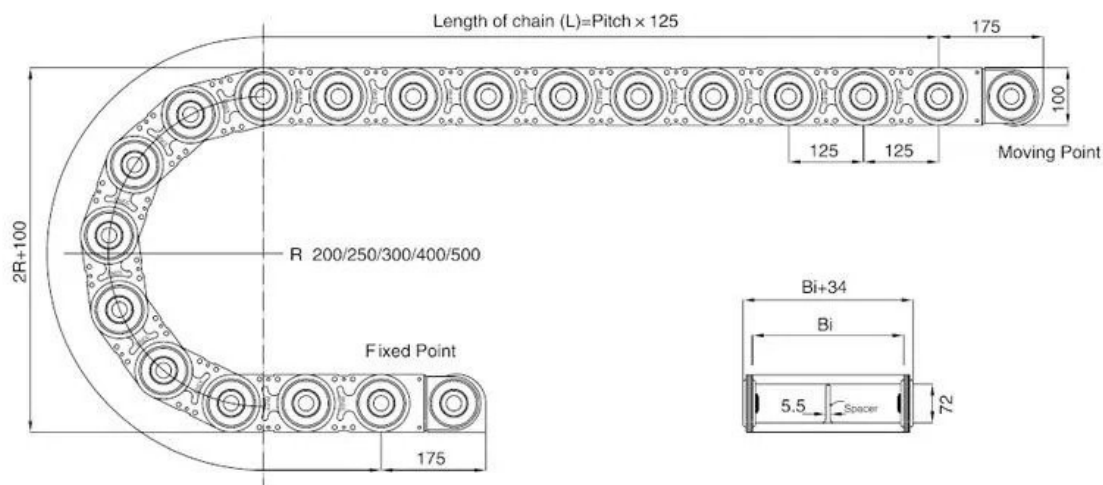
Type	R Bending radius (mm)	Pitch	Inside height	c	d	e	f	g	h	k	When non-support roller is allowed		Weight (100mm)
											(m) Length	(kg/m) Load	
TLG75	100/150/200/250/300	75	31	50	8	4	30	12	9	12	3/2/2	20/30/30	4.90/4.80/5.50
TLG100	150/200/250/300/400	100	49	75	10	4	50	17	11	17	4/3/3	25/40/40	9.10/9.10/10.00
TLG125	200/250/300/400/500	125	68	100	14	4	70	22	13	22	6/4/4	30/50/50	18.10/18.10/19.30
TLG175	250/300/400/500/600	175	118	150	14	8	115	26	13	26	10/8	10/30	25.00

زنجر حمل کابل فولادی مدل TLG100



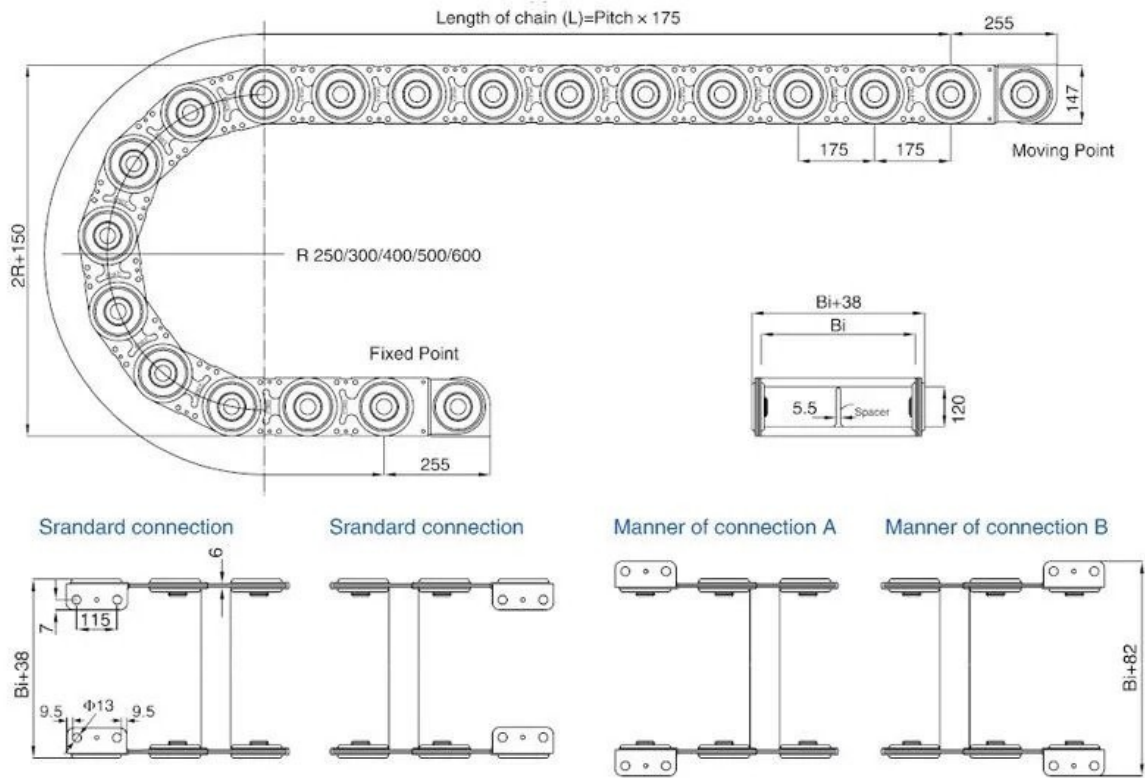
Type	R Bending radius (mm)	Pitch	Inside height	c	d	e	f	g	h	k	When non-support roller is allowed		Weight (100mm)
											(m) Length	(kg/m) Load	
TLG75	100/150/200/250/300	75	31	50	8	4	30	12	9	12	3/2/2	20/30/30	4.90/4.80/5.50
TLG100	150/200/250/300/400	100	49	75	10	4	50	17	11	17	4/3/3	25/40/40	9.10/9.10/10.00
TLG125	200/250/300/400/500	125	68	100	14	4	70	22	13	22	6/4/4	30/50/50	18.10/18.10/19.30
TLG175	250/300/400/500/600	175	118	150	14	8	115	26	13	26	10/8	10/30	25.00

زنجر حمل کابل فولادی مدل TLG125



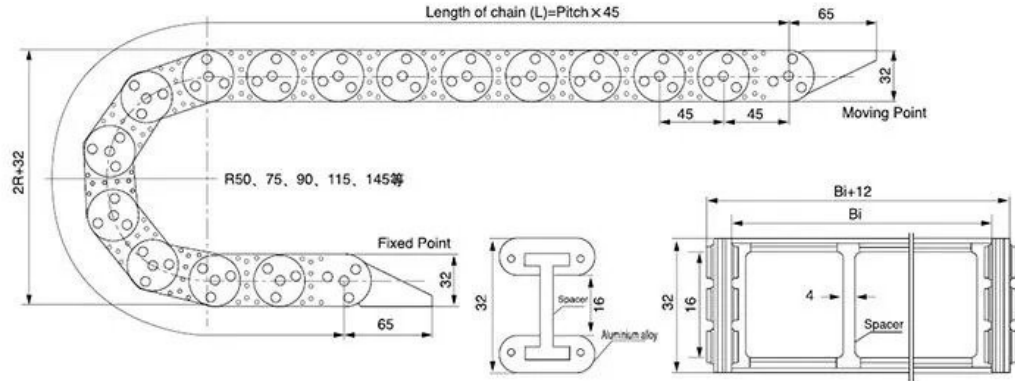
Type	R Bending radius (mm)	Pitch	Inside height	c	d	e	f	g	h	k	When non-support roller is allowed		Weight (100mm)
											(m) Length	(kg/m) Load	
TLG75	100/150/200/250/300	75	31	50	8	4	30	12	9	12	3/2/2	20/30/30	4.90/4.80/5.50
TLG100	150/200/250/300/400	100	49	75	10	4	50	17	11	17	4/3/3	25/40/40	9.10/9.10/10.00
TLG125	200/250/300/400/500	125	68	100	14	4	70	22	13	22	6/4/4	30/50/50	18.10/18.10/19.30
TLG175	250/300/400/500/600	175	118	150	14	8	115	26	13	26	10/8	10/30	25.00

زنجر حمل کابل فولادی مدل TLG 175

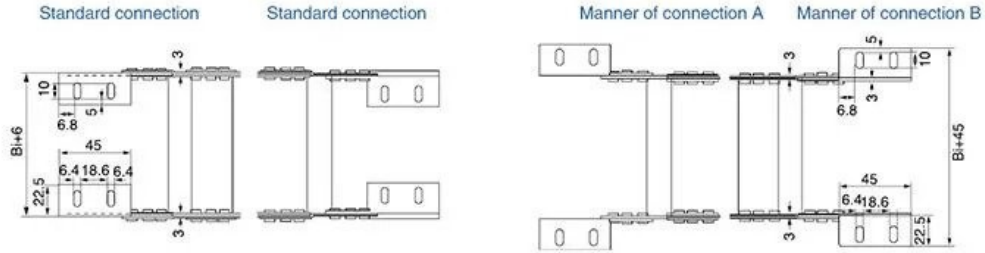


Type	R Bending radius (mm)	Pitch	Inside height	c	d	e	f	g	h	k	When non-support roller is allowed		Weight (100mm)
											(m) Length	(kg/m) Load	
TLG75	100/150/200/250/300	75	31	50	8	4	30	12	9	12	3/2/2	20/30/30	4.90/4.80/5.50
TLG100	150/200/250/300/400	100	49	75	10	4	50	17	11	17	4/3/3	25/40/40	9.10/9.10/10.00
TLG125	200/250/300/400/500	125	68	100	14	4	70	22	13	22	6/4/4	30/50/50	18.10/18.10/19.30
TLG175	250/300/400/500/600	175	118	150	14	8	115	26	13	26	10/8	10/30	25.00

زنجر حمل کابل فولادی مدل TL 45



Supporting board III. Frame type

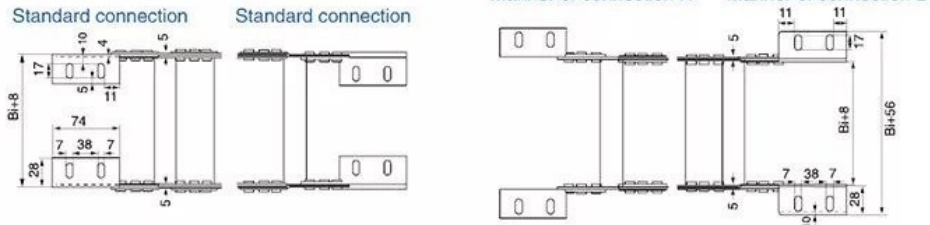
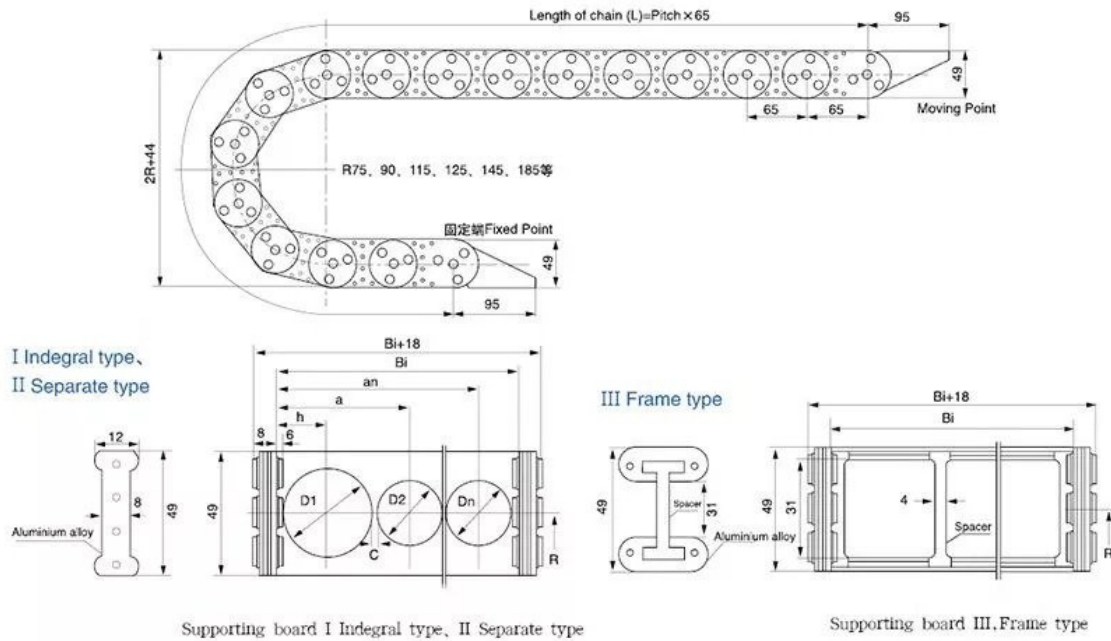


TL TL series steel cable drag chains

TL / Main parameters for TLG type steel drag chains

Type	TL45	TL65	TL80	TL95	TL115	TL125	TL155	TL180	TL225	TL250	
Reference											
Pitch	t	45	65	80	95	115	125	155	180	225	250
Bending radius	R	50, 75	75, 90	100, 115	114, 145	145, 200	200, 250	200, 250	250, 300	400, 450	400, 450
		90, 114, 145	115, 125, 145, 185	125, 145, 185, 200, 250, 300	200, 250, 300	225, 250, 300, 350	300, 350, 470, 500, 575, 700, 750	300, 350, 450, 500, 600	350, 450, 490, 600, 650	600, 750, 800, 1000	500, 600, 750, 800, 1000
Minimum width of drag chain	B mix	35	50	55	60	70	80	90	100	160	190
Height of drag chain	L	32	49	56	75	86	96	120	144	200	220
Max. hole diameter of support plate	D1	-	32	35	50	63	75	97	110	146	166
Non-support range		4	5	8	9	10	10	10	10	12	14
Type		III	I, II, III	II, III	I, II, III	II, III	I, II, III	II, III	II, III	II, III	II, III

زنجیر حمل کابل فولادی مدل TL 65

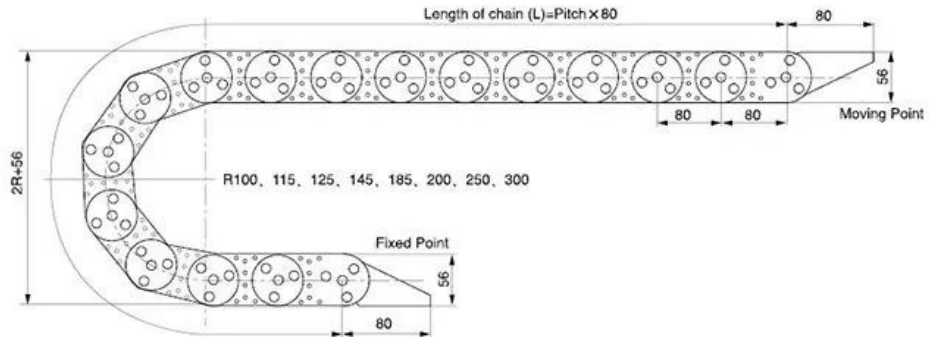


TL TL series steel cable drag chains

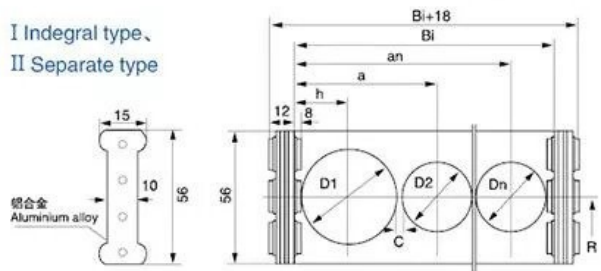
TL / Main parameters for TLG type steel drag chains

Reference \ Type	TL45	TL65	TL80	TL95	TL115	TL125	TL155	TL180	TL225	TL250	
Pitch	t	45	65	80	95	115	125	155	180	225	250
Bending radius	R	50, 75	75, 90	100, 115	114, 145	145, 200	200, 250	200, 250	250, 300	400, 450	400, 450
		90, 114, 145	115, 125, 145, 185	125, 145, 185, 200, 250, 300	200, 250 300	225, 250 300, 350	300, 350 470, 500 575, 700, 750	300, 350 450, 500 600	350, 450 490, 600 650	600, 750 800, 850 1000	500, 600 750, 800 1000
B mix		35	50	55	60	70	80	90	100	160	190
Minimum width of drag chain											
L		32	49	56	75	86	96	120	144	200	220
D1											
Max. hole diameter of support plate		-	32	35	50	63	75	97	110	146	166
Non-support range		4	5	8	9	10	10	10	10	12	14
Type		III	I, II, III	II, III	I, II, III	II, III	I, II, III	II, III	II, III	II, III	II, III

زنجیر حمل کابل فولادی مدل TL 80

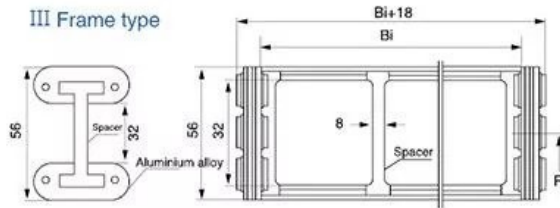


I Integral type,
II Separate type



Supporting board I Integral type, II Separate type

III Frame type



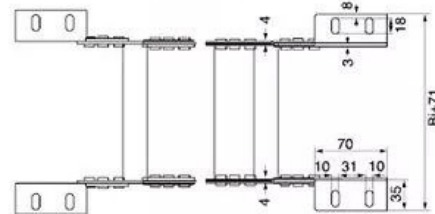
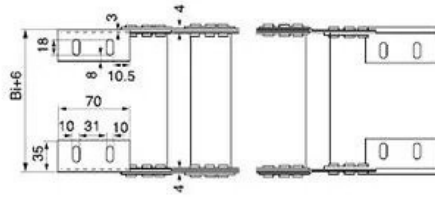
Supporting board III, Frame type

Standard connection

Standard connection

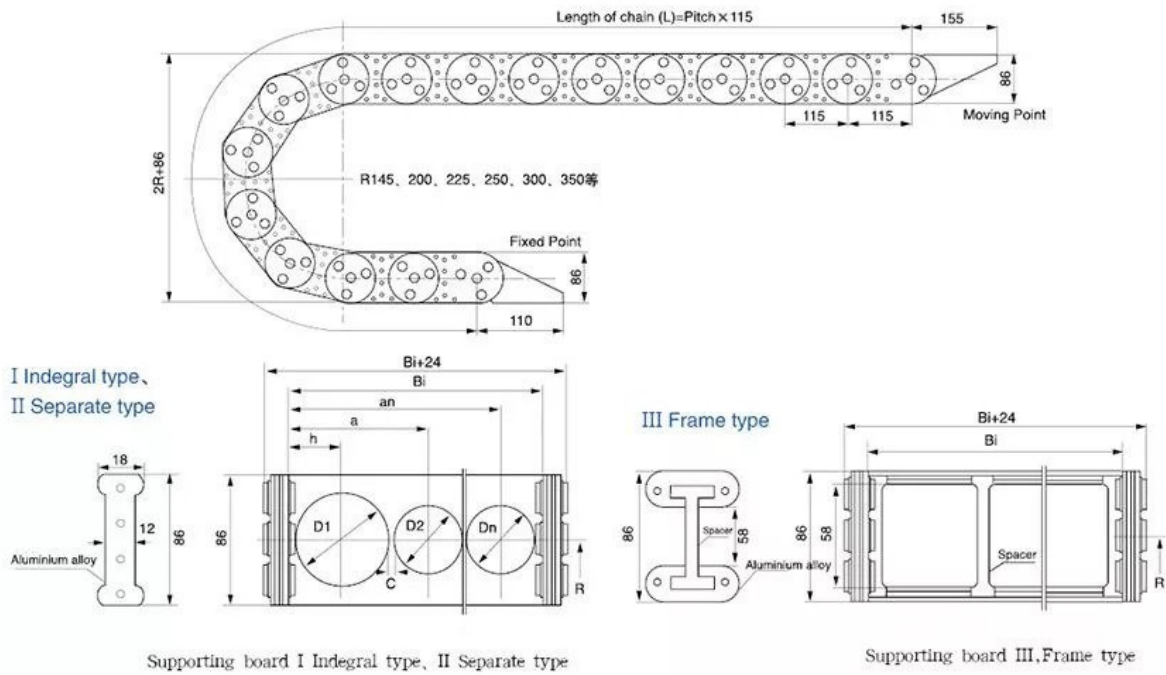
Manner of connection A

Manner of connection B



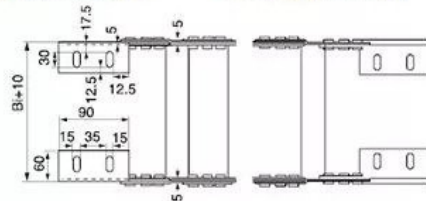
Type	TL45	TL65	TL80	TL95	TL115	TL125	TL155	TL180	TL225	TL250	
Reference Pitch	t	45	65	80	95	115	125	155	180	225	250
Bending radius	R	50, 75	75, 90	100, 115	114, 145	145, 200	200, 250	200, 250	250, 300	400, 450	400, 450
		90, 114, 145	115, 125, 145, 185	125, 145, 185, 200, 250, 300	200, 250, 300	225, 250, 300, 350	300, 350, 470, 500, 575, 700, 750	300, 350, 450, 500, 600	350, 450, 490, 600, 650	600, 750, 800, 850, 1000	500, 600, 750, 800, 1000
B mix		35	50	55	60	70	80	90	100	160	190
Minimum width of drag chain	L	32	49	56	75	86	96	120	144	200	220
Height of drag chain											
D1											
Max. hole diameter of support plate		-	32	35	50	63	75	97	110	146	166
Non-support range		4	5	8	9	10	10	10	10	12	14
Type		III	I, II, III	II, III	I, II, III	II, III	I, II, III	II, III	II, III	II, III	II, III

زنجير حمل كابل فولادی مدل TL 115



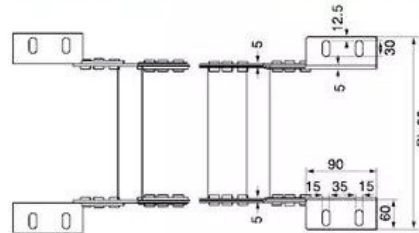
Standard connection

Standard connection



Manner of connection A

Manner of connection B

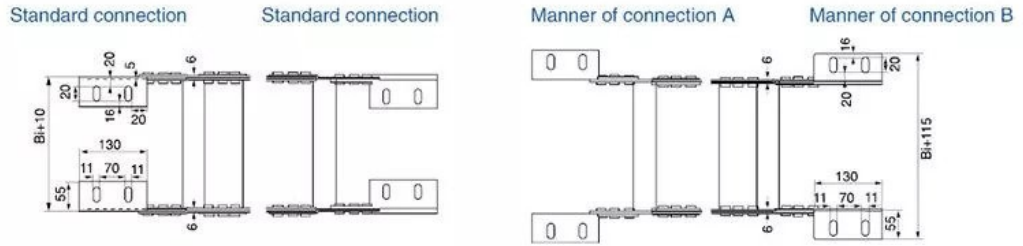
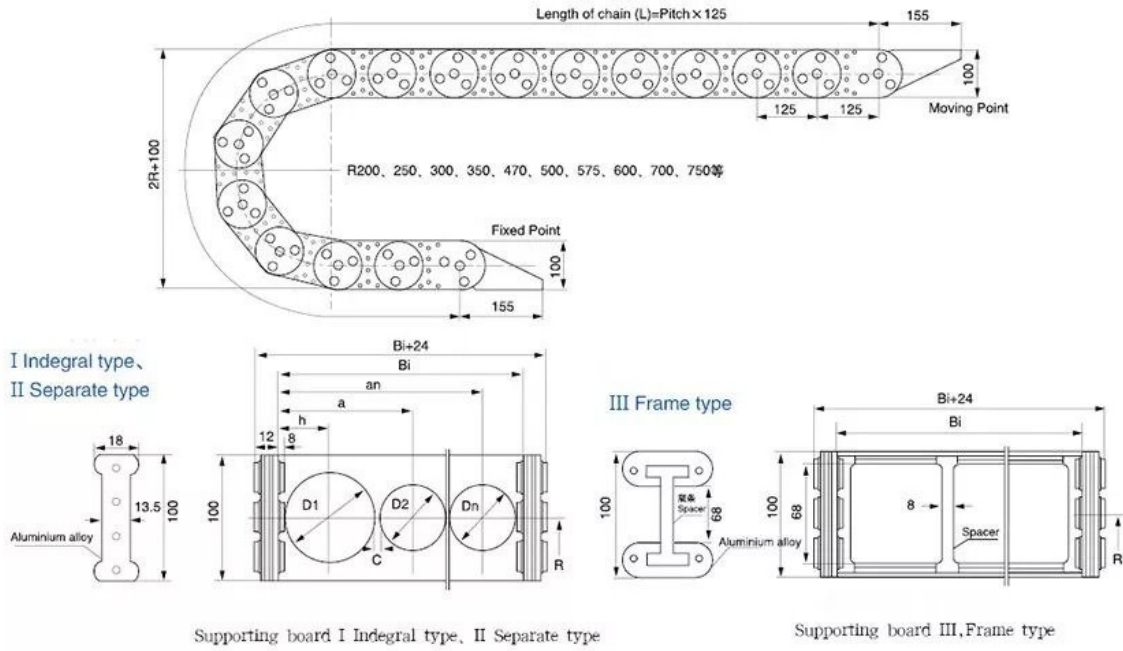


TL TL series steel cable drag chains

TL / Main parameters for TLG type steel drag chains

Type	TL45	TL65	TL80	TL95	TL115	TL125	TL155	TL180	TL225	TL250	
Reference											
Pitch	t	45	65	80	95	115	125	155	180	225	250
Bending radius	R	50, 75 90, 114, 145	75, 90 115, 125 145, 185	100, 115 125, 145 185, 200 250, 300	114, 145 200, 250 300	145, 200 225, 250 300, 350	200, 250 300, 350 470, 500 575, 700, 750	200, 250 300, 350 450, 500 600	250, 300 350, 450 490, 600 650	400, 450 600, 750 800, 850 1000	400, 450 500, 600 750, 800 1000
Minimum width of drag chain	B mix	35	50	55	60	70	80	90	100	160	190
Height of drag chain	L	32	49	56	75	86	96	120	144	200	220
Max. hole diameter of support plate	D1	-	32	35	50	63	75	97	110	146	166
Non-support range		4	5	8	9	10	10	10	10	12	14
Type		III	I, II, III	II, III	I, II, III	II, III	I, II, III	II, III	II, III	II, III	II, III

زنجير حمل كابل فولادى مدل TL 125

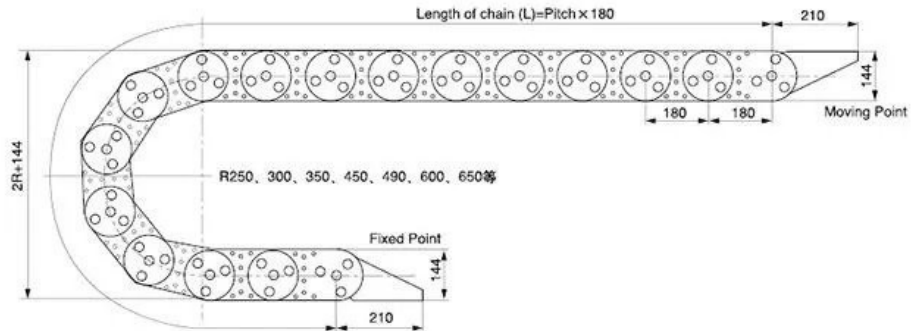


TL TL series steel cable drag chains

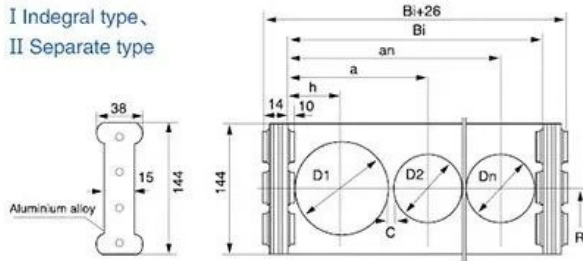
TL / Main parameters for TLG type steel drag chains

Type	TL45	TL65	TL80	TL95	TL115	TL125	TL155	TL180	TL225	TL250	
Reference											
Pitch	t	45	65	80	95	115	125	155	180	225	250
Bending radius	R	50, 75	75, 90	100, 115	114, 145	145, 200	200, 250	200, 250	250, 300	400, 450	400, 450
		90, 114, 145	115, 125, 145, 185	125, 145, 185, 200, 250, 300	200, 250, 300	225, 250, 300, 350	300, 350, 470, 500, 575, 700, 750	300, 350, 450, 500, 600	350, 450, 490, 600, 650	600, 750, 800, 850, 1000	500, 600, 750, 800, 1000
Minimum width of drag chain	B mix	35	50	55	60	70	80	90	100	160	190
Height of drag chain	L	32	49	56	75	86	96	120	144	200	220
Max. hole diameter of support plate	D1	-	32	35	50	63	75	97	110	146	166
Non-support range		4	5	8	9	10	10	10	10	12	14
Type		III	I, II, III	II, III	I, II, III	II, III	I, II, III	II, III	II, III	II, III	II, III

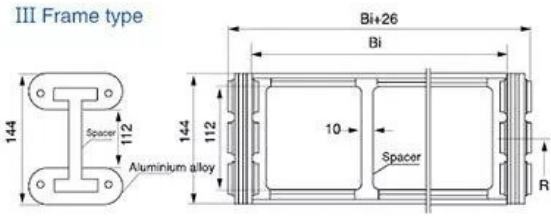
زنجر حمل کابل فولادی مدل TL 180



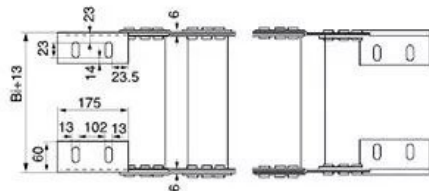
I Indegral type,
II Separate type



III Frame type

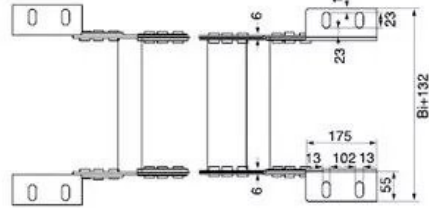


Standard connection



Standard connection

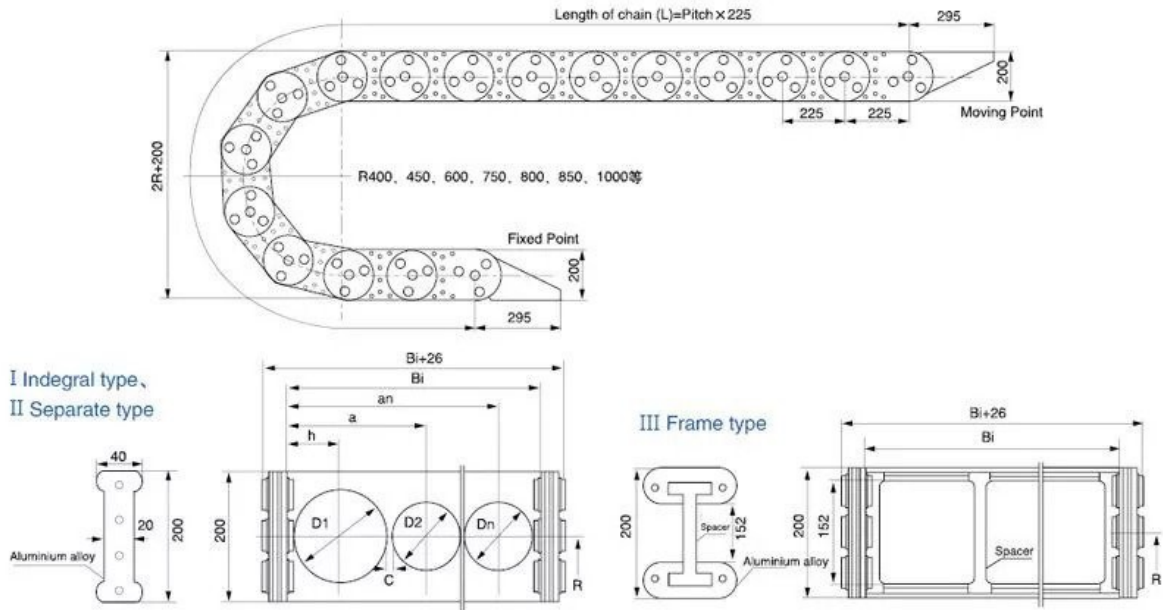
Manner of connection A



Manner of connection B

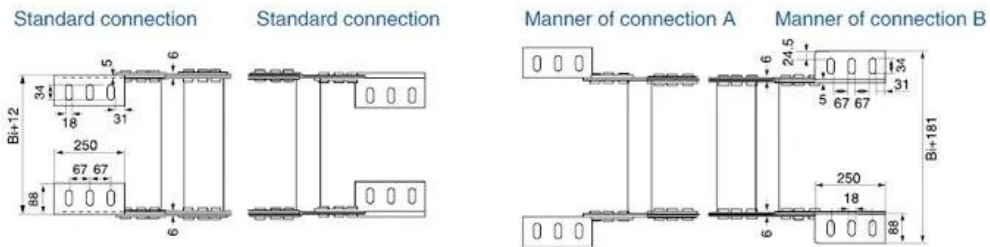
Type	TL45	TL65	TL80	TL95	TL115	TL125	TL155	TL180	TL225	TL250	
Reference											
Pitch	t	45	65	80	95	115	125	155	180	225	250
Bending radius	R	50, 75	75, 90	100, 115	114, 145	145, 200	200, 250	200, 250	250, 300	400, 450	400, 450
		90, 114,	115, 125	125, 145	200, 250	225, 250	300, 350	300, 350	350, 450	600, 750	500, 600
		145	145, 185	185, 200	300	300, 350	470, 500	450, 500	490, 600	800, 850	750, 800
B mix						575, 700, 750	600	650	1000	1000	
Minimum width of drag chain	B mix	35	50	55	60	70	80	90	100	160	190
Height of drag chain	L	32	49	56	75	86	96	120	144	200	220
Max. hole diameter of support plate	D1	-	32	35	50	63	75	97	110	146	166
Non-support range		4	5	8	9	10	10	10	10	12	14
Type		III	I, II, III	II, III	I, II, III	II, III	I, II, III	II, III	II, III	II, III	II, III

زنجر حمل کابل فولادی مدل TL 225



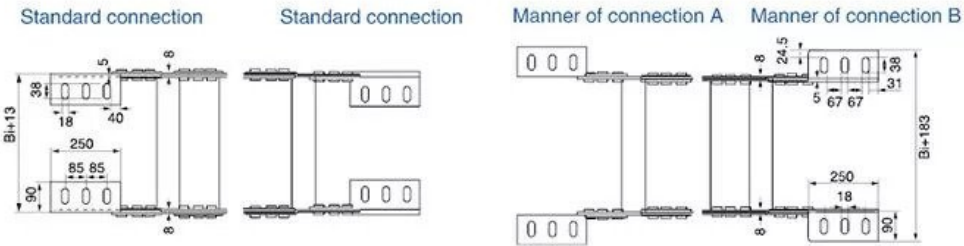
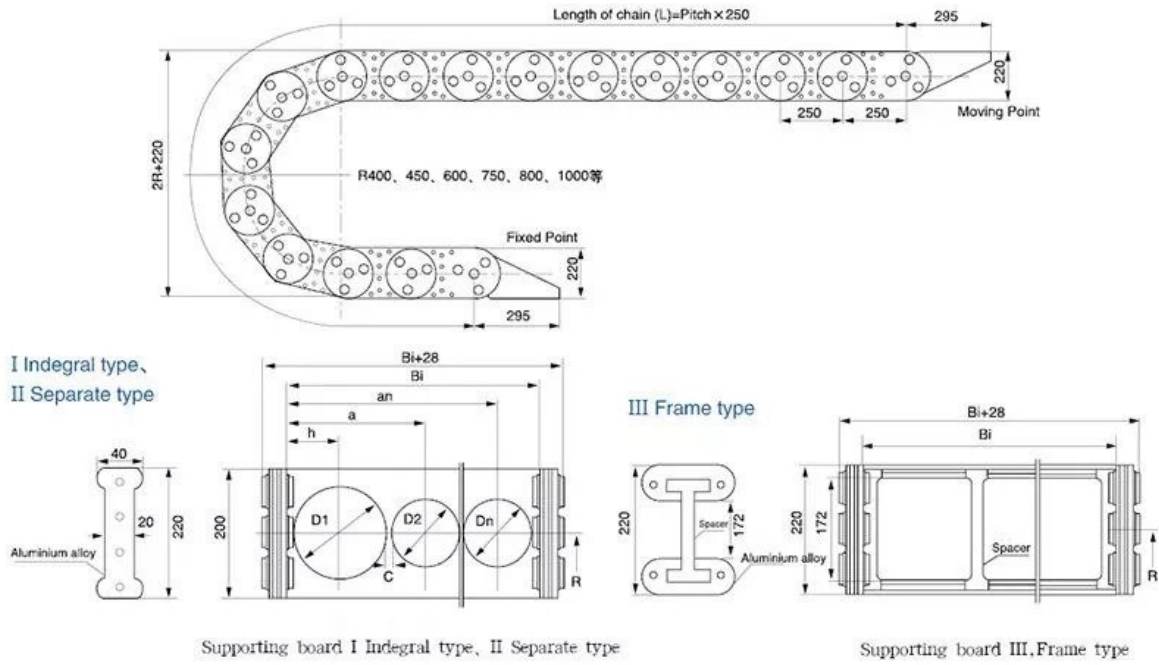
Supporting board I Integral type, II Separate type

Supporting board III, Frame type



Reference \ Type	TL45	TL65	TL80	TL95	TL115	TL125	TL155	TL180	TL225	TL250	
Pitch	t	45	65	80	95	115	125	155	180	225	250
Bending radius	R	50, 75	75, 90	100, 115	114, 145	145, 200	200, 250	200, 250	250, 300	400, 450	400, 450
		90, 114,	115, 125	125, 145	200, 250	225, 250	300, 350	300, 350	350, 450	600, 750	500, 600
		145	145, 185	185, 200	300	300, 350	470, 500	450, 500	490, 600	800, 850	750, 800
			250, 300			575, 700, 750	600	650	1000	1000	
B mix											
Minimum width of drag chain		35	50	55	60	70	80	90	100	160	190
L											
Height of drag chain		32	49	56	75	86	96	120	144	200	220
D1											
Max. hole diameter of support plate		-	32	35	50	63	75	97	110	146	166
Non-support range		4	5	8	9	10	10	10	10	12	14
Type		III	I, II, III	II, III	I, II, III	II, III	I, II, III	II, III	II, III	II, III	II, III

زنجر حمل کابل فولادی مدل TL 250



Reference \ Type	TL45	TL65	TL80	TL95	TL115	TL125	TL155	TL180	TL225	TL250	
Pitch	t	45	65	80	95	115	125	155	180	225	250
Bending radius	R	50, 75	75, 90	100, 115	114, 145	145, 200	200, 250	200, 250	250, 300	400, 450	400, 450
		90, 114, 145	115, 125, 145, 185	125, 145, 185, 200, 250, 300	200, 250, 300	225, 250, 300, 350	300, 350, 470, 500, 575, 700, 750	300, 350, 450, 500, 600	350, 450, 490, 600, 650	600, 750, 800, 850, 1000	750, 800, 1000
B mix		35	50	55	60	70	80	90	100	160	190
Minimum width of drag chain											
L		32	49	56	75	86	96	120	144	200	220
Height of drag chain											
D1		-	32	35	50	63	75	97	110	146	166
Max. hole diameter of support plate											
Non-support range		4	5	8	9	10	10	10	10	12	14
Type		III	I, II, III	II, III	I, II, III	II, III	I, II, III	II, III	II, III	II, III	II, III